




38 HP Mobile Electric Hydraulic Power Pack

Fast Facts	High Performance with a Small Footprint
<u>Horsepower:</u> 38 HP	
<u>Operating Pressure:</u> 2250 to 3000 PSI	
<u>Hydraulic Flow</u> Up to 17 GPM	
<u>Hydraulic Tank</u> 25 Gal	
<u>Diesel Tank</u> 12 Gal	
<u>Weight:</u> 1350 LBS	
<u>Dimensions:</u> 56" x 45" x 52"	
<u>Hydraulic Oil:</u> 32 or 46 AW, BIO, NS	

- Engine
- Isuzu Diesel engine
 - EPA Rated Engine— 2000 HR Warranty
 - Variable engine throttle with choke
 - Engine safety shutdown package
 - Rubber engine vibration dampers
 - Electric start with battery
 - Weather safe battery box

- Safety
- Steel roll cage designed
 - 6 or 12 Gallon fuel tank with level indicator
 - Hydraulic system adjustable relief valve
 - Oil spill drip pan
 - Easy to read operation labeling
 - Hydraulic oil level & temperature indicators
 - Safety labeling

- FEATURES**
- Hydraulics
- Single circuit variable flow hydraulic controls
 - Low level hydraulic fluid shutdown
 - High capacity hydraulic cooling system
 - Hydraulic oil filter with spin on cartridge
 - 3/4" or 1" Wing nut couplings
 - 5000 PSI hydraulic gauges
 - Screw together supply and return fittings
 - High performance variable displacement piston pump

- Other Features
- Key switch and engine hour meter
 - Powder coated frame
 - Removable caster wheels
 - Top tank desiccant breather
 - Removable fuel and hydraulic tanks
 - Variable hydraulic flow valve with adjustable relief
 - Easily fits in the bed of a 1/2 ton truck.
 - Fuel and hydraulic filtration

- Available Options
- Fully custom hydraulic circuits, pressures, and flow
 - Air or electric start; mechanical or electric shutdown
 - Optional hydraulic pressure washer

Power Packed - Will Travel

Fast Flow's portable hydraulic power pack is the right size for your application. When combined with any 2" or 3" Fast Flow Pump, you have a compact system that can pump up to 600 gallons a minute and a maximum discharge pressure of over 100 PSI while maintaining a small foot print. Don't be fooled by the small size, this portable hydraulic power unit has high capacity hydraulic cooler and powerful Isuzu engine to keep pumping. Fast Flow Pumps and portable power units can be moved to places other pump systems simply cannot go.

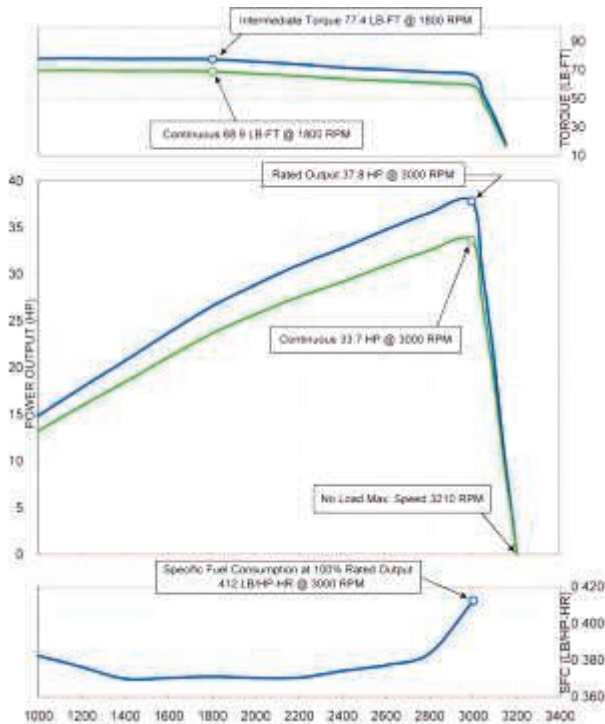

One Power Unit

- Many Uses



38 HP Diesel Power Pack
With Removable Caster Wheels

Pump Choices



38 HP Isuzu 3CE1

- EPA Compliant Naturally Aspirated Diesel
- 3 Cylinder Cooled - 38 HP / (21 KW) Output
- 1.6(L) Displacement - 3000 Max RPM
- Glow Plug Starting Aid - Electric Priming Fuel Pump
- 250 Hour Service Interval - 2 Year / 2000 Hour Warranty

